

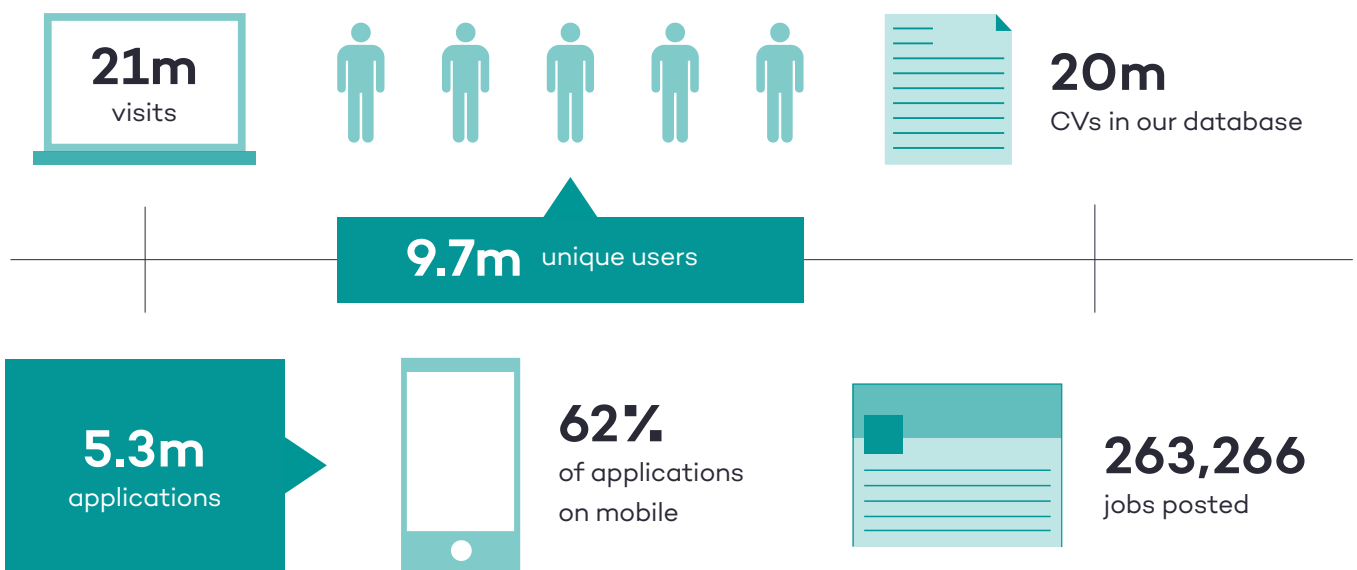
Totaljobs

February 2020 newsletter

Our simple approach powered by smart matching technology ensures you connect with the right people to make the hires you need.

Reach the people you need

January 2020 in numbers:



Spotlight

Quarterly Recruitment Outlook: skills shortages continue to rise.

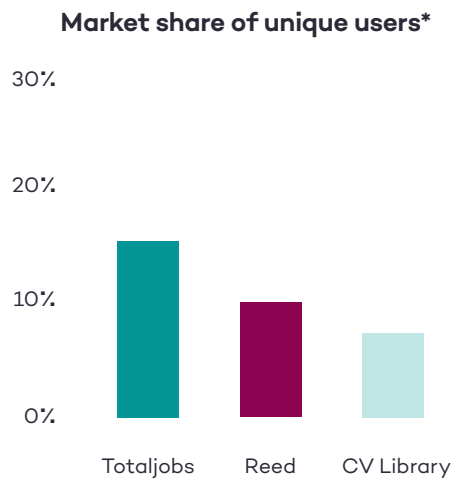
Totaljobs' Quarterly Recruitment Outlook (QRO), in partnership with The British Chambers of Commerce (BCC), is the UK's largest independent survey of labour market conditions. The report's findings highlight that despite having greater stability in the market following the General Election, employers continue to face skills shortages. UK businesses need to ensure they offer engaging training opportunities to keep hold of the people they need to help their business thrive. [Read the full report here >](#)



Totaljobs

Find the people you won't find anywhere else

In the latest report for December 2019, comScore shows us that the Totaljobs network attracts a greater market share of jobseekers than our nearest competitors.



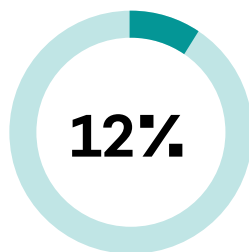
66% of Totaljobs users did not visit Reed*

72% of Totaljobs users did not visit CV Library*

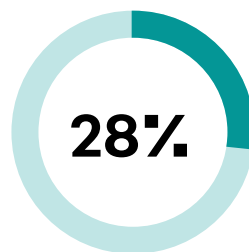
88% of Totaljobs users did not visit Monster*

*Source: comScore, December 2019

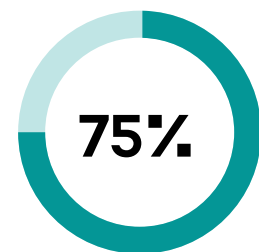
Hiring success



more applications per job*



more candidates to interview*



more hires per vacancy*

*Telephone research conducted in Q1 2019 by TNS Global with 1,565 companies. For more information visit: <https://recruiting.totaljobs.com/tns2019>.

Totaljobs

Reach the most relevant people in your industry

Sector	Total CVs	Applications	Apps/vacancy
Accountancy	585,042	443,210	16
Administration	2,532,296	1,049,060	41
Banking	216,341	124,905	16
Catering	1,340,484	187,163	16
Cleaning	366,905	136,997	29
Construction	933,807	671,276	14
Consulting	699,099	310,365	17
Customer Service	1,575,135	656,779	27
Design	303,818	115,652	16
Education	1,760,818	244,425	7
Engineering	1,009,934	581,538	11
Finance	415,694	405,545	23
Health	465,693	114,192	4
Human Resources	332,592	254,545	24
IT	1,224,429	1,201,217	10
Insurance	83,114	294,789	11
Legal	181,403	91,781	10
Logistics	2,465,059	2,022,300	25
Management	2,432,460	645,477	17
Manufacturing	816,855	458,404	17
Marketing	667,872	356,869	17
Media	244,432	47,609	16
PR	73,906	24,072	13
Retail	1,561,818	523,631	34
Sales	2,467,911	1,081,630	16
Science	277,652	143,865	18
Security	245,809	108,696	27
Skilled Trades	1,380,896	615,419	14
Social Care	927,419	386,861	12

*Applications and APV: Q4 2019 average

Totaljobs

Reach the most relevant people in your area

Sector	Total CVs	Applications	Apps/vacancy
East Anglia	390,496	257,824	10
East Midlands	801,602	655,259	13
North East	512,023	482,987	27
North West	1,448,732	1,393,568	17
Northern Ireland	108,576	38,560	13
Scotland	743,859	503,842	15
South East	4,808,601	5,587,239	20
South West	787,780	544,484	9
Wales	400,711	252,466	14
West Midlands	491,113	1,292,720	20
Yorkshire	869,273	793,568	17

*Applications and APV: Q4 2019 average

About our network

The Totaljobs network gives you access to the generalist and specialist candidates you need and we automatically advertise your job on the most relevant sites for your role.

The **Totaljobs** network

Totaljobs

jobsite

**CAREER
STRUCTURE**

CityJobs

emedcareers

**JUST
ENGINEERS**

RetailChoice

Totaljobs